

# Momentum Managed Portfolio 5

30 April 2025

For professional advisors only

## INVESTMENT OBJECTIVE & STRATEGY

To achieve inflation beating returns over time from a mix of different asset classes, within a tight risk controlled framework. The Portfolio can invest in a range of asset classes such as equities, bonds, real assets, absolute return funds and cash. Managed Portfolio 5 is designed to target a real return (above inflation) of 5% over the longer term and is aimed at investors who have a low-medium tolerance for risk.

## INVESTMENT TEAM



Alex Harvey, CFA  
Lead Oversight  
Senior Portfolio Manager  
& Investment Strategist



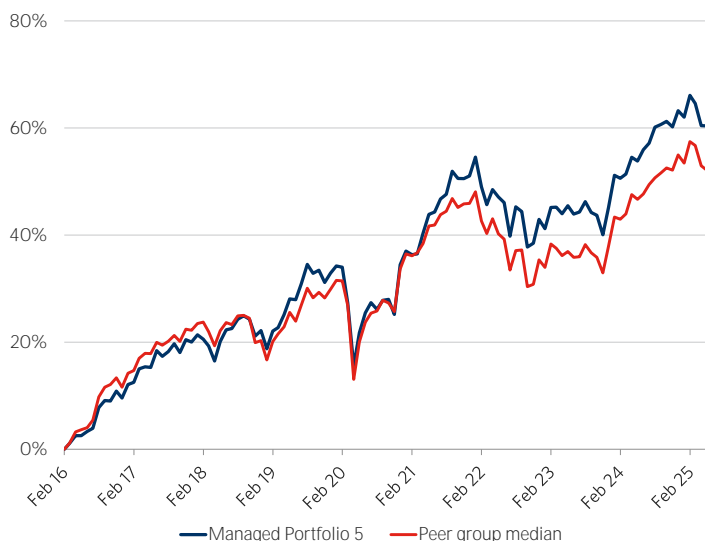
Gregoire Sharma, CFA  
Senior Portfolio  
& Research Analyst



Gabby Byron  
Investment Services  
Executive

Our investment approach is team based with all portfolio managers having specific areas of research focus and access to and input from the wider Momentum Global Investments team.

## HISTORICAL CUMULATIVE PERFORMANCE SINCE FEBRUARY 2016<sup>1</sup>



CUMULATIVE PERFORMANCE (%)	1 month	3 months	6 months	1 year	3 years	5 years	Since inception annualised
Portfolio return	0.0	(3.4)	0.1	4.3	9.0	31.7	5.0
UK CPI	0.7	1.5	1.8	3.0	14.5	26.7	3.0
Peer group median	(0.6)	(3.4)	0.0	3.7	8.5	26.7	5.0

DISCRETE ANNUAL PERFORMANCE (%)	Apr 24 - Apr 25	Apr 23 - Apr 24	Apr 22 - Apr 23	Apr 21 - Apr 22	Apr 20 - Apr 21
Portfolio return	4.3	5.7	(1.1)	2.3	18.2

Sources: Bloomberg Finance LP, Morningstar, MGIM.

Peer group: Dynamic Planner Risk Profile 5. Performance is calculated on a total return basis in GBP terms. The value of the underlying funds and the income generated from them can go down as well as up, and is not guaranteed. Investors may not get back the original amount invested. The value of investments involving exposure to foreign currencies can be affected by currency exchange rate fluctuations. Past performance is not a guide to future performance.

## MONTHLY COMMENTARY

- April's headline returns told a deceptively calm story – global developed equities and emerging market equities returned -2.4% and -2.0% respectively, and global bonds rose by 2.9% – yet behind the scenes, markets endured sharp swings. Gold returned 1.8%, and the US dollar fell another 3.1% versus the pound, taking its year-to-date decline to -6.1%.
- The catalyst was "Liberation Day" on 2<sup>nd</sup> April, when President Trump announced sweeping reciprocal tariffs and threatened to remove Fed Chair Powell, unsettling global markets. Investors sold off equities and fled to gold, but not to the usual safe havens – US Treasuries and the dollar both weakened, raising questions about US exceptionalism. With fears of a recession rising and confidence deteriorating, Trump reversed course: he affirmed central bank independence and paused tariff escalation, setting a 90-day negotiation window.
- Equity markets duly recovered, credit spreads narrowed, and bond yields fell. However, the damage to sentiment lingered. Key concerns include the economic impact of tariffs, shaken confidence in US policymaking, and the cost of strategic goals like decoupling from China and reshoring supply chains. Inflationary pressures from tariffs – combined with a slowing US economy – raise the risk of stagflation. While markets are pricing in four rate cuts by year-end, the Fed may be more cautious, especially as hard data like employment and spending remain firm.
- Globally, risks are skewed toward slower growth. China's excess production may create deflationary spillovers, prompting looser policy elsewhere. The exception is Japan, where gradual tightening is expected.
- US assets underperformed. The S&P 500 fell -4.0% in April, while UK mid and small caps returned 2.2% and 3.6% respectively. Additionally, European and Japanese equities rose by 1.2% and 1.9% as flows have shifted towards non-US markets, amid concerns that US corporates may be early casualties of the trade conflict.
- While near-term risks remain, we see potential upside. Tax cuts, falling energy prices, AI-driven productivity gains, and eventual tariff resolutions may support growth. Volatility has highlighted the value of diversification across and within asset classes. We remain cautiously constructive and will seek opportunities to add risk as conditions evolve.

Source: Bloomberg Finance LP, MGIM

## PLATFORM AVAILABILITY



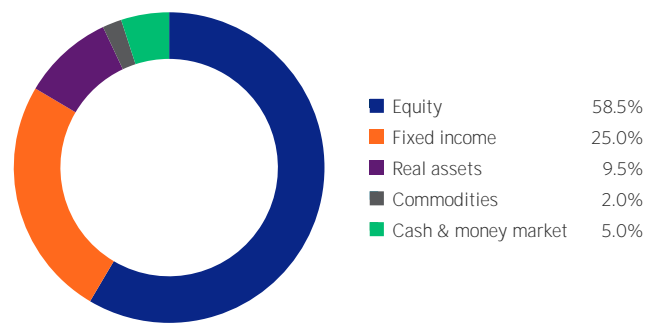
## PORTFOLIO RATINGS



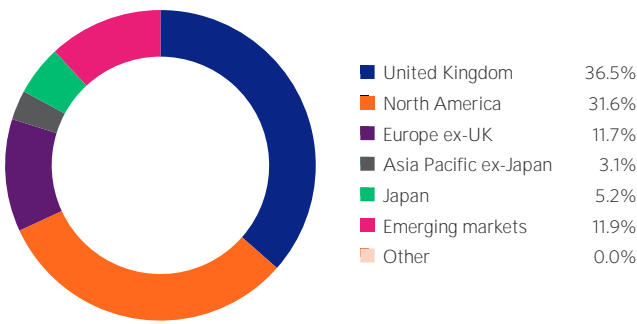
Actual performance may vary subject to the timely execution of orders, platform fees and availability.

Sources: Bloomberg Finance LP, MGIM, unless otherwise stated. <sup>1</sup>The Managed Portfolios' returns are net of the AMC and underlying fund charges but do not take into account the platform provider's charges. Performance may also differ depending upon which platform is used to access the Momentum Managed Portfolios due to different rebates and fees agreed with the Fund Manager by the Platforms. MGIM commenced management as at February 2016.

ASSET ALLOCATION



GEOGRAPHIC ALLOCATION



Allocations subject to change. Source: MGIM

TOP TEN HOLDINGS

HOLDING	
1. IFSL Evenlode Global Income	9.5%
2. TM Redwheel UK Equity Income	8.0%
3. Trojan Global Equity	7.0%
4. Fidelity Index World	6.5%
5. VT RM Alternative Income	6.5%
6. Jupiter UK Smaller Companies	6.0%
7. L&G S&P 500 US Equal Weight Index	6.0%
8. Vanguard US Government Bond Index	6.0%
9. Vanguard Euro Government Bond Index	4.5%
10. iShares UK Gilts All Stocks Index	4.0%

PORTFOLIO DETAILS

PORTFOLIO DETAILS	
Investment manager	Momentum Global Investment Management Limited (MGIM)
Inception	1 January 2010
MGIM management from	1 February 2016
Currency	GBP
Minimum investment	£1,000
Tactical version	.v49
Target volatility	8-11%
Target return	UK CPI +5% (net)
AMC	0.25%
OCF <sup>2</sup>	0.75%

Source: MGIM

<sup>2</sup>As at 31.03.2025, 0.75% of the Net Asset Value of the portfolio was incurred as charges, levies and fees related to the management of the portfolio. The ratio does not include platform provider's charges.

CONTACT US

STEVE HUNTER  
Head of Business Development  
D 0151 906 2481 M 07470 478 974  
E [steve.hunter@momentum.co.uk](mailto:steve.hunter@momentum.co.uk)

JONATHAN GARNER  
Business Development Consultant  
D 0151 906 2479 M 07469 392 164  
E [jonathan.garner@momentum.co.uk](mailto:jonathan.garner@momentum.co.uk)

EMMA CLIFT  
Head of Distribution Services  
D 020 7618 1806  
E [distributionservices@momentum.co.uk](mailto:distributionservices@momentum.co.uk)

IMPORTANT INFORMATION

Fact sheet asset allocation percentages are in some cases based on the normalised (or benchmark) asset allocations of investee funds, as opposed to the actual exposures of those funds at the date of the fact sheet. This reflects the expected average allocation over time which will result from decisions to hold particular funds. This material is confidential and is intended solely for the use of the person or persons to whom it is given or sent and may not be reproduced, copied or given, in whole or in part, to any other person. It is not an invitation to subscribe and is by way of information only. Nothing contained herein constitutes investment, legal, tax or other advice nor is it to be solely relied on in making an investment or other decision. If you are considering investing in the Momentum Managed Portfolios clients should consult a suitably qualified and approved Financial Adviser. The performance shown represents performance of the Managed Portfolios that are periodically restructured and rebalanced based on the impact of material, economic and market factors that influence MGIM's decision-making on asset allocation. The Managed Portfolios are applied to client accounts by the platform provider but it may take some time for the client accounts to mirror the performance of the Managed Portfolios. It is for this reason that client accounts may not have achieved exactly the same returns as the Managed Portfolios. The performance of the Managed Portfolios is based on the actual performance of the underlying funds included in the portfolios. These performance figures have not been audited by an external body. The value of investments may go down as well as up and the value will depend on fluctuations in financial markets outside MGIM's control, as a result an investor may not get back the amount invested. Past performance is not indicative of future performance and reference to a security is not a recommendation to buy or sell that security. Portfolio ratings: Defaqto is a financial information business. Profile published 27.02.2025 by Distribution Technology based on data and information as at 31.12.2024. Full FinaMetrica Risk Tolerance Risk scores for the Portfolios is available upon request. This material is issued and approved by MGIM, authorised and regulated by the Financial Conduct Authority (FCA). MGIM is registered in England and Wales No. 03733094. Registered Office: The Rex Building, 62 Queen Street, London EC4R 1EB.