

Momentum Sustainable Managed Portfolio 5

31 March 2025

For professional advisors only

INVESTMENT OBJECTIVE & STRATEGY

To achieve sustainable real returns from a mix of different asset classes, within a tight risk controlled framework. The Portfolio will invest predominantly in funds that are considered to have a better or improving sustainability footprint versus their broader peer group, or that when blended together will help the model portfolio achieve superior sustainability credentials. The Portfolio can invest in a range of asset classes such as equities, bonds, real assets, absolute return funds and cash. Sustainable Managed Portfolio 5 is designed to target a real return (above inflation) of 5% over the longer term and is aimed at investors who have a low-medium tolerance for risk.

INVESTMENT TEAM



Alex Harvey, CFA
Lead Oversight
Senior Portfolio Manager
& Investment Strategist



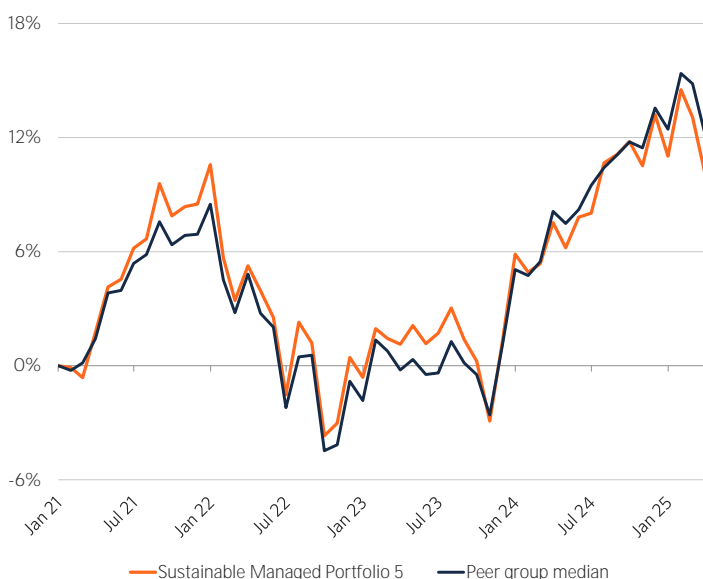
Gregoire Sharma, CFA
Senior Portfolio
& Research Analyst



Gabby Byron
Investment Services
Executive

Our investment approach is team based with all portfolio managers having specific areas of research focus and access to and input from the wider Momentum Global Investments team.

HISTORICAL CUMULATIVE PERFORMANCE SINCE 1 JANUARY 2021[†]



CUMULATIVE PERFORMANCE (%)	1 month	3 months	6 months	1 year	3 years	5 years	Since 01.01.21 annualised
Portfolio return [†]	(2.7)	(0.9)	(1.6)	2.3	4.5	-	2.3
UK CPI	0.8	1.1	2.1	3.0	17.0	-	5.5
Peer group median	(2.4)	(0.3)	0.3	3.6	6.9	-	2.7

DISCRETE ANNUAL PERFORMANCE (%)	31 Mar 2025	31 Mar 2024	31 Mar 2023	31 Mar 2022	31 Mar 2021
Portfolio return [†]	2.3	6.3	(3.9)	3.4	-

Sources: Bloomberg Finance LP, MGIM.

Peer group: Dynamic Planner Risk Profile 5. Performance is calculated on a total return basis in GBP terms. The value of the underlying funds and the income generated from them can go down as well as up, and is not guaranteed. Investors may not get back the original amount invested. The value of investments involving exposure to foreign currencies can be affected by currency exchange rate fluctuations.

[†] Performance figures prior to the inception date of the Portfolio have been simulated. See Important Information section for more details.

Past performance is not a guide to future performance.

MONTHLY COMMENTARY

- The first quarter of 2025 marked the beginning of a new era, both geopolitically and economically, as the Trump administration reshapes the global order. Trump 2.0's sweeping policy changes – tariffs, deregulation, and protectionism – have heightened uncertainty, damaging consumer and business confidence and raising recession fears. March's market performance reflected this growing unease.
- A wave of new tariffs and escalating trade tensions have weighed on investor sentiment, with the US reinforcing its focus on China as its primary geopolitical adversary. European allies face mounting pressure to increase defence spending, with Germany taking extraordinary steps to loosen fiscal constraints and fund military expansion.
- Equity markets saw increased volatility. Tariff concerns and doubts over US AI competitiveness extended the sell-off in megacap tech. The MSCI World index declined -6.8% in March, with the S&P 500 down -8.0%. European and UK equities were more resilient, falling -2.9% and -1.8%, respectively.
- The global bond market provided mixed signals returning 0.6% over the month as measured by the ICE BofA Global Broad Market index, with UK gilts and UK investment grade corporate bonds returning -1.2% and -0.9% respectively. US treasuries acted as a safe haven, with 10-year yields falling to 4.20% amid growth concerns. In contrast, German yields rose to 2.74%, as fiscal stimulus plans boosted growth expectations.
- Currency markets saw the dollar weaken 2.6% against the pound, reversing much of its post-election gains, reflecting a reassessment of US economic prospects. Meanwhile, gold continued its strength, rising by 6.6%, demonstrating its value as a hedge against geopolitical risk and inflation uncertainty.
- President Trump's 'Liberation Day' tariffs, including 25% levies on non-US automobiles and escalating duties on key imports, introduced significant downside risks to global growth. Early estimates suggest a potential 1-1.5% drag on global GDP, though the full impact remains uncertain and will depend on retaliatory actions from affected nations.
- As markets navigate this complex environment, volatility is likely to persist. While tactical opportunities may emerge, caution remains warranted. We continue to emphasise diversification across and within asset classes, balancing risk exposure while seeking attractive entry points amid market dislocations.

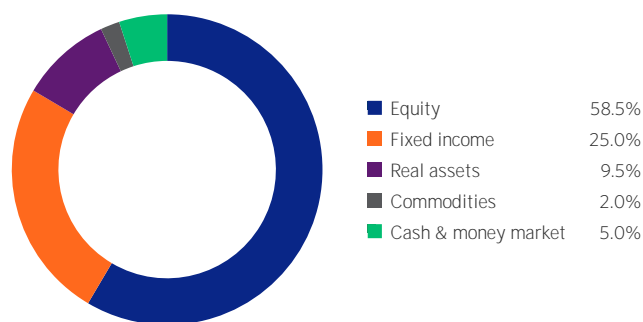
Source: Bloomberg Finance LP, MGIM

PLATFORM AVAILABILITY

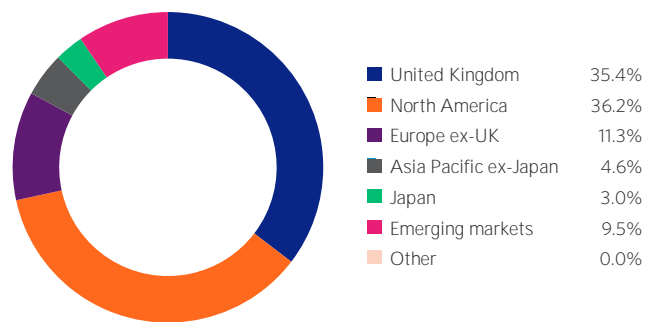


PORTFOLIO RATINGS

ASSET ALLOCATION



GEOGRAPHIC ALLOCATION



Allocations subject to change. Source: MGIM

TOP TEN HOLDINGS

HOLDING	
1. Schroder Global Sustainable Value Equity	9.5%
2. Morgan Stanley Global Quality Select	8.5%
3. Stewart Investors Worldwide All Cap	8.5%
4. Ninety One Global Sustainable Equity	7.5%
5. L&G S&P 500 US Equal Weight Index	6.0%
6. Vanguard US Government Bond Index	6.0%
7. EdenTree UK Equity Opportunities	5.5%
8. FP Foresight Sustainable Real Estate Securities	5.5%
9. IFSL Evenlode Income	5.5%
10. Vanguard Euro Government Bond Index	4.5%

PORTFOLIO DETAILS

PORTFOLIO DETAILS	
Investment manager	Momentum Global Investment Management Limited (MGIM)
Inception	1 January 2022
Currency	GBP
Minimum investment	£1,000
Tactical version	.v6
Target volatility	8-11%
Target return	UK CPI +5% (net)
AMC	0.25%
OCF ²	0.80%

Source: MGIM

²As at 31.03.2025, 0.80% of the Net Asset Value of the portfolio was incurred as charges, levies and fees related to the management of the portfolio. The ratio does not include platform provider's charges.

CONTACT US

STEVE HUNTER
Head of Business Development
D 0151 906 2481 M 07470 478 974
E steve.hunter@momentum.co.uk

JONATHAN GARNER
Business Development Consultant
D 0151 906 2479 M 07469 392 164
E jonathan.garner@momentum.co.uk

EMMA CLIFT
Head of Distribution Services
D 020 7618 1806
E distributionservices@momentum.co.uk

IMPORTANT INFORMATION

Fact sheet asset allocation percentages are in some cases based on the normalised (or benchmark) asset allocations of investee funds, as opposed to the actual exposures of those funds at the date of the fact sheet. This reflects the expected average allocation over time which will result from decisions to hold particular funds.

This material is confidential and is intended solely for the use of the person or persons to whom it is given or sent and may not be reproduced, copied or given, in whole or in part, to any other person. It is not an invitation to subscribe and is by way of information only. Nothing contained herein constitutes investment, legal, tax or other advice nor is it to be solely relied on in making an investment or other decision. If you are considering investing in the Momentum Sustainable Managed Portfolios clients should consult a suitably qualified and approved Financial Adviser.

Simulated past performance: Figures prior to the inception date of the Portfolio have been simulated using actual past performance of underlying holdings which are the same as, or substantially the same as, or underlie, the Sustainable Managed Portfolio 5 at inception. The performance shown represents performance of the Sustainable Managed Portfolios that are periodically restructured and rebalanced based on the impact of material, economic and market factors that influence MGIM's decision-making on asset allocation. The Sustainable Managed Portfolios are applied to client accounts by the platform provider but it may take some time for the client accounts to mirror the performance of the Sustainable Managed Portfolios. It is for this reason that client accounts may not have achieved exactly the same returns as the Sustainable Managed Portfolios. The performance of the Sustainable Managed Portfolios is based on the actual performance of the underlying funds included in the portfolios. These performance figures have not been audited by an external body. The value of investments may go down as well as up and the value will depend on fluctuations in financial markets outside MGIM's control, as a result an investor may not get back the amount invested. Past performance is not indicative of future performance and reference to a security is not a recommendation to buy or sell that security. Portfolio ratings: Defaqto is a financial information business.

This material is issued and approved by MGIM, authorised and regulated by the Financial Conduct Authority (FCA). MGIM is registered in England and Wales No. 03733094. Registered Office: The Rex Building, 62 Queen Street, London EC4R 1EB.