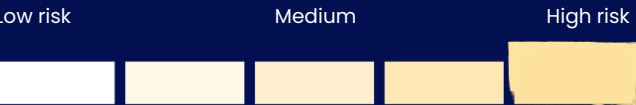


# Curate Global Sustainable Equity Fund

Minimum Disclosure Document | Jul 2025 | R Class GBP

## Risk profile



## Appropriate term: 7+ years

## Fund objective\*

The Fund aims to deliver returns comparable with the MSCI World Index over a rolling 3-year period. There is no guarantee that this objective will be achieved over the indicated period, or any other period, and the capital value of the Fund is at risk. The Fund is actively managed using a quantitative investment strategy and seeks to enhance the returns of the MSCI World Index by modifying the holdings and the weights of the holdings of the MSCI World Index for additional return.

## Investor profile

The Fund is ideally suited to investors with an investment horizon of 7 years or longer.

## Fund related risks

- The value of the underlying investments and the income generated from them can go down as well as up, and is not guaranteed. Investors may not get back the original amount invested.
- The value of investments involving exposure to foreign currencies can be affected by currency exchange rate fluctuations.
- Past performance is not a guide to future performance.

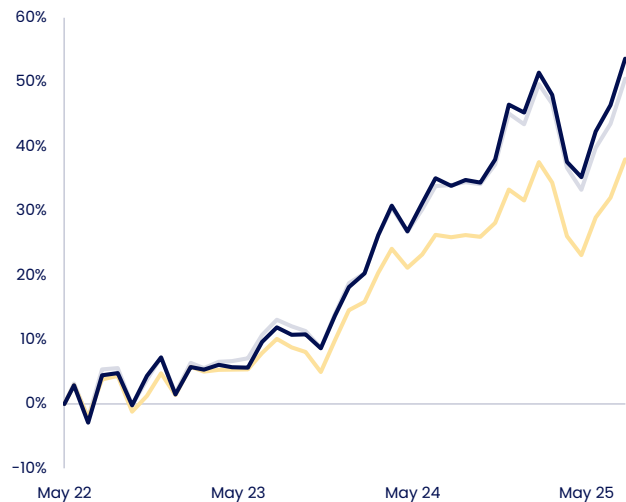
## Fund information

|                           |   |                             |                            |
|---------------------------|---|-----------------------------|----------------------------|
| Benchmark                 | MSCI World NR GBP                             | Minimum investment          | USD 7,500 (GBP equivalent) |
| Peer group                | Morningstar EAA Global Large-Cap Blend Equity | Currency                    | GBP                        |
| Inception date            | 11 May 2022                                   | Price per share at 31.07.25 | GBP 153.64                 |
| Domicile                  | Luxembourg                                    | Fund AUM                    | GBP 885.1 million          |
| ISIN                      | LU2000526090                                  |                             |                            |
| Dealing/pricing frequency | Daily   |                             |                            |

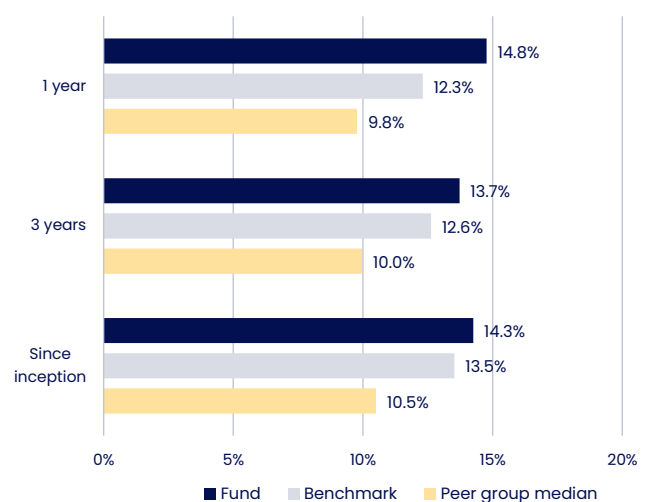
## Performance profile

|                   | One month | Three months | Six months | One year | Two years | Three years | Four years | Five years | Six years | Seven years |
|-------------------|-----------|--------------|------------|----------|-----------|-------------|------------|------------|-----------|-------------|
| Fund              | 4.9%      | 13.6%        | 1.4%       | 14.8%    | 37.3%     | 47.1%       | -          | -          | -         | -           |
| Benchmark         | 4.9%      | 13.0%        | 0.6%       | 12.3%    | 33.1%     | 42.9%       | -          | -          | -         | -           |
| Peer group median | 4.5%      | 12.2%        | 0.3%       | 9.8%     | 25.2%     | 33.0%       | -          | -          | -         | -           |

## Cumulative returns since inception



## Annualised returns



Important Information - All data sourced from Bloomberg Finance L.P., Morningstar, Momentum Global Investment Management (MGIM), Robeco Institutional Asset Management B.V., J.P. Morgan SE - Luxembourg Branch. Past performance is not a guide to future performance. \*There can be no assurance that the Fund will achieve its investment objective. Please refer to the Prospectus for full details of the Fund, its charges, the investment objective and investment policy.

# Curate Global Sustainable Equity Fund

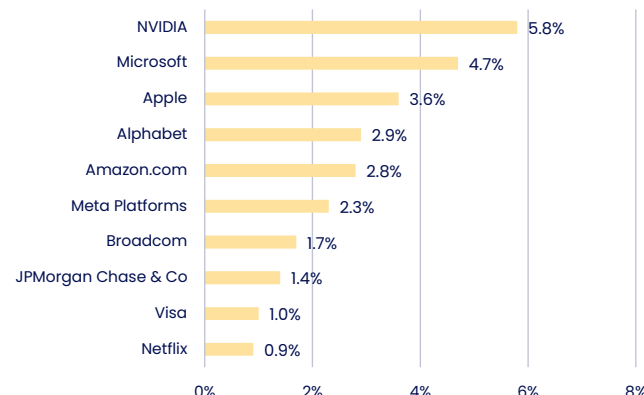
## Portfolio detail

| Effective asset allocation exposure |              |
|-------------------------------------|--------------|
| International assets                | 100.0%       |
| <b>Equities</b>                     | <b>99.7%</b> |
| Communication services              | 9.3%         |
| Consumer discretionary              | 11.0%        |
| Consumer staples                    | 4.6%         |
| Energy                              | 1.4%         |
| Financials                          | 18.5%        |
| Health care                         | 10.1%        |
| Industrials                         | 9.8%         |
| Information technology              | 27.4%        |
| Materials                           | 2.6%         |
| Real estate                         | 3.0%         |
| Utilities                           | 2.0%         |
| <b>Cash &amp; equivalents</b>       | <b>0.3%</b>  |

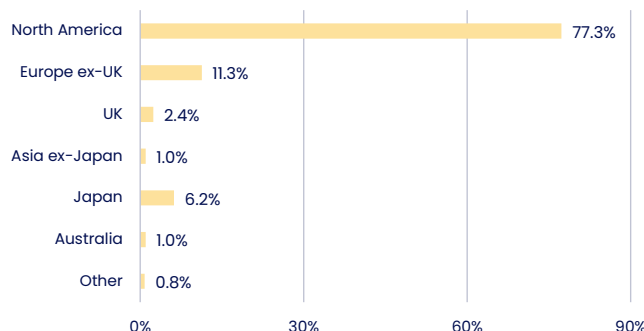
## Fund limits and constraints

- Not more than 10% of the net assets of the Fund may be invested in units of shares of one or more investment funds.
- No more than 10% of the net assets of the Fund may be invested in distressed securities.
- At least 90% of any interest-bearing investments held shall hold investment grade credit ratings.
- The Fund may borrow up to 10% of its net assets on a temporary basis.
- No direct leverage that increases the exposure beyond the capital employed is permitted. No gearing is permitted.
- No short selling of stock and shares is permitted.
- No securities borrowing is permitted.

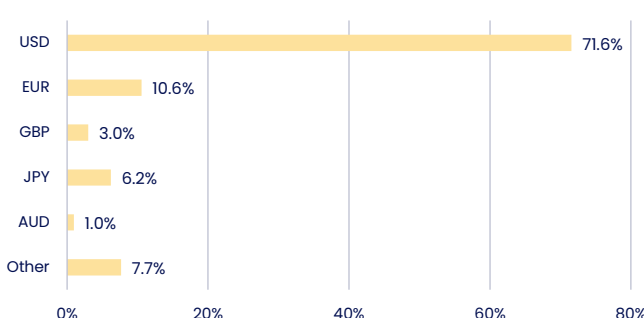
## Top 10 holdings



## Geographical allocation



## Currency allocation



## About the sub-investment manager

Founded in the Netherlands in 1929, Robeco is now one of Europe's largest fund groups. With offices in 16 countries, it looks after money for investors all over the world.

Robeco believes every investment decision must be based on thorough research that has delivered proven results. The firm is, therefore, continually researching, innovating, and developing how it invests to generate the best results for investors.

## Investment philosophy

The Funds that Robeco manage for Curate follow a systematic process. These are data-based models run by a team of investment professionals designed to capture specific market trends. These models:

- Are based on decades of research.
- Remove all emotional and behavioural biases from decision-making.
- Are implemented at low cost.
- Provide diversified exposure to markets.
- Are designed to carefully manage risk.
- Evolve with Robeco's research.

## Fee information

|                                |       |
|--------------------------------|-------|
| Manager initial fee (max.)     | 0.00% |
| Investment manager fee         | 0.30% |
| Total expense ratio (TER)**    | 0.58% |
| Transaction costs (TC)         | 0.05% |
| Total investment charges (TIC) | 0.63% |
| Financial year-end TER**       | 0.58% |

Important Information – All data sourced from Bloomberg Finance LP, MGIM, Robeco Institutional Asset Management B.V., J.P. Morgan SE – Luxembourg Branch. Allocations subject to change.

\*\*The TER to 30.06.25 is based on data for the period from 30.06.24 to 30.06.25 and the financial year-end TER is based on data for the financial year-end to 30.06.25. Full Fee disclosure in Disclosures section on page 3.

## Disclosures

**Fee disclosure:** The Total Expense Ratio (TER) is the percentage of the net asset value of the class of the Financial Product incurred as expenses relating to the administration of the Financial Product. A higher TER does not necessarily imply a poor return, nor does a low TER imply a good return. A current TER may not necessarily be an accurate indication of future TER's. The disclosed TERs are shown as an annual percentage based on data for the period shown. The Transaction Costs Ratio (TC) is the percentage of the net asset value of the Financial Product incurred as costs relating to the buying and selling of the assets underlying the Financial Product. Transaction costs are a necessary cost in administering the Financial Product and impacts Financial Product returns. The TC should not be considered in isolation as returns may be impacted by many other factors over time including market returns, the type of Financial Product, the investment decisions of the investment manager and the TER. The disclosed TCs are shown as an annual percentage based on data for the period shown. The Total Investment Charges (TIC) is the sum of the TER and the TC and is shown as a percentage depicting the annual costs relating to the investment of the Financial Product. Cost ratios are calculated using historical actual and/or estimated data and are provided solely as an indication/guide as to the annual expenses/costs that could be incurred.

Curate Investments is a trading name of Momentum Global Investment Management (MGIM).

Collective investments are generally medium to long-term investments. The value of units may go down as well as up and past performance is not necessarily a guide to the future. Collective investments are traded at ruling prices. Commission and incentives may be paid and, if so, would be included in the overall costs. Individual investor returns may differ as a result of fees, actual date(s) of investment, date(s) of reinvestment of income and withholding tax. All portfolio performance figures quoted (tables and charts where present) are as at 31.07.25, based on a lump sum investment, using NAV-NAV prices with income distributions reinvested on the ex-dividend date.

All performance is calculated on a total return basis, after deduction of all fees and commissions and in US dollar terms. Forward pricing is used.

The Fund invests in other collective investments, which levy their own charges. This could result in a higher fee structure for the Fund. Fluctuations in the value of the underlying funds, the income from them and changes in interest rates mean that the value of the Fund and any income arising from it may fall, as well as rise, and is not guaranteed.

Deductions of charges and expenses mean that you may not get back the amount you invested. The fees charged within the Fund and by the managers of the underlying funds are not guaranteed and may change in the future.

Higher risk investments may be subject to sudden and larger falls in value in comparison to other investments. Higher risk investments include, but are not limited to, investments in smaller companies, even in developed markets, investments in emerging markets or single country debt or equity funds and investments in high yield or non-investment grade debt.

Notwithstanding ongoing monitoring of the underlying funds within the Fund, there can be no assurance that the performance of the funds will achieve their stated objectives. The Fund will contain shares or units in underlying funds that invest internationally. The value of an investor's investment and the income arising from it will therefore be subject to exchange rate fluctuations.

Foreign securities may have additional material risks, depending on the specific risks affecting that country, such as: potential constraints on liquidity and the repatriation of funds; macroeconomic risks; political risks; foreign exchange risks; tax risks; settlement risks; and potential limitations on the availability of market information.

The Fund may contain shares or units in underlying funds that do not permit dealing every day. Investments in such funds will only be realisable on their dealing days. It is not possible to assess the proper market price of these investments other than on the fund's dealing days.

No borrowing will be undertaken by the Fund except for the purpose of meeting short term liquidity requirements. Borrowings will not exceed 10% of the net asset value of the Fund. For such purpose, the securities of the Fund may be pledged. No scrip borrowing will be allowed. The Fund is not permitted to enter into any form of borrowing or loan arrangement with other Funds of the Company nor other collective investment schemes of the Manager.

While derivative instruments may be used for hedging purposes, the risk remains that the relevant instrument may not necessarily fully correlate to the investments in the Fund and accordingly not fully reflect changes in the value of the investment, giving rise to potential net losses.

Forward contracts are neither traded on exchanges nor standardised. Principals dealing in these markets are also not required to make markets in the currencies they trade, with the result that these markets may experience periods of illiquidity. Banks and dealers will normally act as principals and usually each transaction is negotiated on an individual basis.

The Manager has the right to close the Fund to new investors, in order to manage it more efficiently, in accordance with its mandate.

Investment in the Fund may not be suitable for all investors. Investors should obtain advice from their financial adviser before proceeding with an investment.

Investors are reminded that any forecasts and/or commentary included in this MDD are not guaranteed to occur, and merely reflect the interpretation of the public information and propriety research available to the Investment Manager at a particular point in time.

This is a marketing communication. This report should be read in conjunction with the prospectus of MGF, in which all the current fees and fund facts are disclosed. This report should not be construed as an investment advertisement, or investment advice or guidance or proposal or recommendation in any form whatsoever, whether relating to the Fund or its underlying investments. It is for information purposes only and has been prepared and is made available for the benefit of the investors in the Fund.

While all care has been taken by the Investment Manager in the preparation of the information contained in this report, neither the Manager nor Investment Manager make any representations or give any warranties as to the correctness, accuracy or completeness of the information, nor does either the Manager or Investment Manager assume liability or responsibility for any losses arising from errors or omissions in the information.

This Fund is a sub-fund of the MGF SICAV, which is domiciled in Luxembourg and regulated by the Commission de Surveillance du Secteur Financier. The Fund conforms to the requirements of the European UCITS Directive. MGIM or FundRock Management Company S.A., the Management Company, may terminate arrangements for marketing under the denotification process in the new Crossborder Distribution Directive (Directive EU) 2019/1160.

This MDD is issued by MGIM. MGIM is the Investment Manager, Promoter and Distributor for the MGF SICAV. MGIM is registered in England and Wales No. 03733094. Registered Office: The Rex Building, 62 Queen Street, London EC4R 1EB. Telephone +44 (0)20 7489 7223 Email [DistributionServices@momentum.co.uk](mailto:DistributionServices@momentum.co.uk). MGIM is authorised and regulated by the Financial Conduct Authority in the United Kingdom, and is exempt from the requirements of section 7(1) of the Financial Advisory and Intermediary Services Act 37 of 2002 (FAIS) in South Africa, in terms of the FSCA FAIS Notice 9 of 2025 (published 9 January 2025). For complaints relating to MGIM's financial services, please contact [DistributionServices@momentum.co.uk](mailto:DistributionServices@momentum.co.uk).

This report may not be circulated or copied where it may constitute an infringement of any local laws or regulations. This report is for the sole use of the intended recipient and may not be reproduced or circulated without the prior written approval of the Manager.

## Contact and other information

### Structure:

MGF SICAV – Part I Luxembourg 2010 Law (UCITS)

### Administrator and depositary:

J.P. Morgan SE – Luxembourg Branch

6, route de Trèves  
L-2633 Senningerberg, Luxembourg

Telephone: +352 46 26 85 1

Registration no.: B255938

### Management company:

FundRock Management Company S.A.

33, Rue de Gasperich  
L-5826 Hesperange, Luxembourg

Telephone: +352 27 111 1

Facsimile: +352 27 111 808

Email: [info@fundrock.com](mailto:info@fundrock.com)

Web: [www.fundrock.com](http://www.fundrock.com)

Registration no.: B104196

### Investment manager:

Momentum Global Investment Management Limited (MGIM)

The Rex Building, 62 Queen Street  
London EC4R 1EB, United Kingdom

Authorised and regulated by the Financial Conduct Authority No. 232357

Telephone: +44 (0)207 618 1806

Email: [info@curateinvestments.com](mailto:info@curateinvestments.com)

Web: [www.curateinvestments.com/sa](http://www.curateinvestments.com/sa)

Registration no.: 3733094