

# Momentum Sustainable Managed Portfolio 4

30 June 2025

For professional advisors only

## INVESTMENT OBJECTIVE & STRATEGY

To achieve sustainable real returns from a mix of different asset classes, within a tight risk controlled framework. The Portfolio will invest predominantly in funds that are considered to have a better or improving sustainability footprint versus their broader peer group, or that when blended together will help the model portfolio achieve superior sustainability credentials. The Portfolio can invest in a range of asset classes such as equities, bonds, real assets, absolute return funds and cash. Sustainable Managed Portfolio 4 is designed to target a real return (above inflation) of 4% over the longer term and is aimed at investors who have a low tolerance for risk.

## INVESTMENT TEAM



Alex Harvey, CFA  
Lead Oversight  
Senior Portfolio Manager  
& Investment Strategist



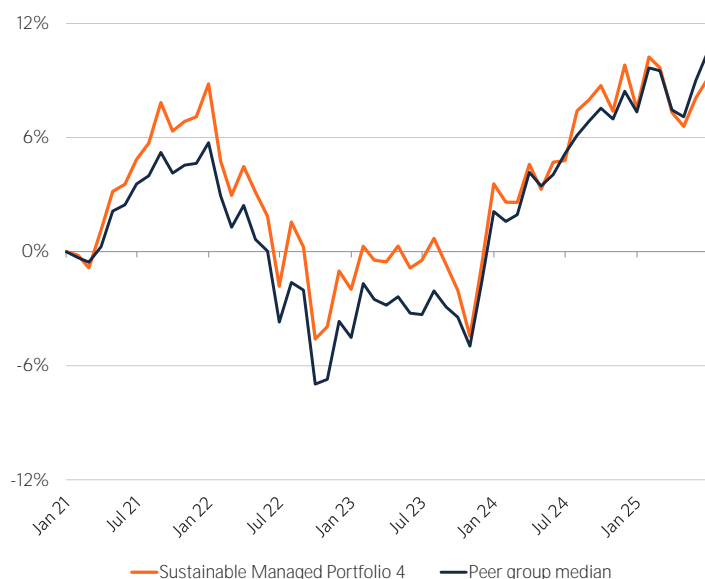
Gregoire Sharma, CFA  
Senior Portfolio  
& Research Analyst



Gabby Byron  
Investment Services  
Executive

Our investment approach is team based with all portfolio managers having specific areas of research focus and access to and input from the wider Momentum Global Investments team.

## HISTORICAL CUMULATIVE PERFORMANCE SINCE 1 JANUARY 2021<sup>†</sup>



CUMULATIVE PERFORMANCE (%)	1 month	3 months	6 months	1 year	3 years	5 years	Since 01.01.21 annualised
Portfolio return <sup>†</sup>	0.9	1.6	1.5	4.1	11.1	-	2.0
UK CPI	0.1	1.5	2.2	3.3	13.7	-	5.4
Peer group median	1.4	2.8	2.9	5.1	14.7	-	2.2

DISCRETE ANNUAL PERFORMANCE (%)	Jun 24 - Jun 25	Jun 23 - Jun 24	Jun 22 - Jun 23	Jun 21 - Jun 22	Jun 20 - Jun 21
Portfolio return <sup>†</sup>	4.1	5.3	1.4	(6.4)	-

Sources: Bloomberg Finance LP, MGIM.

Peer group: Dynamic Planner Risk Profile 4. Performance is calculated on a total return basis in GBP terms. The value of the underlying funds and the income generated from them can go down as well as up, and is not guaranteed. Investors may not get back the original amount invested. The value of investments involving exposure to foreign currencies can be affected by currency exchange rate fluctuations.

<sup>†</sup> Performance figures prior to the inception date of the Portfolio have been simulated. See Important Information section for more details.

Past performance is not a guide to future performance.

## MONTHLY COMMENTARY

- Markets closed out a strong quarter, with further gains in June. Global equities rose 2.4% in GBP terms during the month and 4.9% over Q2. UK equities lagged global peers, down 0.5% over June, though UK small caps returned 2.7% in June and 14.6% in Q2. US equities delivered a solid 3.1% gain in June, supported by ongoing strength in megacap tech stocks. Nvidia led the charge, rebounding sharply from its April low to reclaim the top spot as the world's largest company by market cap.
- Japan's Topix was flat in June but returned 5.2% for the quarter, while European equities gained 0.6% in June and 5.7% over Q2. Emerging markets were strong, returning 4.1% in June and 5.4% over the quarter.
- The ICE BofA Global Broad Market index rose by 2.0% in June, with UK gilts and UK investment grade bonds both returning 1.6%. US Treasuries and US investment grade bonds underperformed their UK counterparts, returning -0.4% and 0.2% on the month, with the dollar falling 2.0% against the pound. Similarly, over the quarter, the ICE BofA Global Broad Market index rose 4.3%, with UK gilts and UK investment grade bonds finishing the period up 2.0% and 2.7%. US Treasuries and US investment grade credit underperformed, ending Q2 down 5.1% and 4.1% respectively, with the dollar falling 5.9% against the pound.
- As signs emerged of weakening in the key US consumer sector, expectations of accelerated rate cuts by the Fed began to be priced into markets, despite the Fed itself remaining cautious on the pace of cuts. The housing market also struggled under the weight of high mortgage rates, with the NAHB index falling to a near three-year low. Investors increasingly expect a more dovish path for interest rates, even as the Fed's 'dot plot' suggests a slower approach. While the Fed held rates steady at its June meeting, markets are now expecting multiple cuts before year-end.
- Geopolitical risks stayed elevated, but the risk of escalation in the Middle East eased following a truce between Israel and Iran, contributing to a reversal in oil prices, which rose 3.9% in June but are down 14.9% over the quarter.
- Uncertainty, combined with the strong run in markets, suggests some consolidation is due, and a degree of caution is called for in the near term. However, tariff issues appear to be heading towards resolution, and the long-term fundamentals remain supportive. The prospect of rate cuts, resilient corporate balance sheets and the ongoing AI-driven productivity boom should help underpin markets in the months ahead. Diversification remains key and volatility is likely to bring opportunity.

Source: Bloomberg Finance LP, MGIM

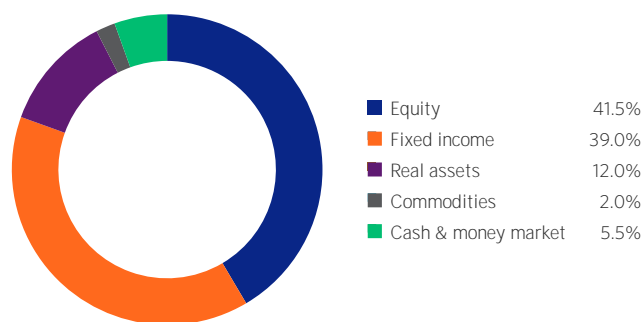
## PLATFORM AVAILABILITY



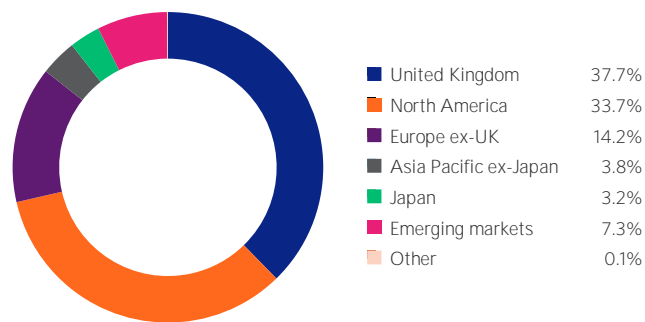
## PORTFOLIO RATINGS



## ASSET ALLOCATION



## GEOGRAPHIC ALLOCATION



Allocations subject to change. Source: MGIM

## TOP TEN HOLDINGS

HOLDING		
1.	Vanguard US Government Bond Index	10.5%
2.	Schroder Global Sustainable Value Equity	8.0%
3.	BNY Mellon Global Dynamic Bond	6.0%
4.	L&G Global Infrastructure Index	6.0%
5.	FP Foresight Sustainable Real Estate Securities	6.0%
6.	iShares UK Gilts All Stocks Index	6.0%
7.	Morgan Stanley Global Quality Select	6.0%
8.	Stewart Investors Worldwide All Cap	6.0%
9.	Vanguard Euro Government Bond Index	6.0%
10.	Ninety One Global Sustainable Equity	5.5%

## PORTFOLIO DETAILS

PORTFOLIO DETAILS	
Investment manager	Momentum Global Investment Management Limited (MGIM)
Inception	1 January 2022
Currency	GBP
Minimum investment	£1,000
Tactical version	.v6
Target volatility	6-9%
Target return	UK CPI +4% (net)
AMC	0.25%
OCF <sup>2</sup>	0.68%

Source: MGIM

<sup>2</sup>As at 31.03.2025, 0.68% of the Net Asset Value of the portfolio was incurred as charges, levies and fees related to the management of the portfolio. The ratio does not include platform provider's charges.

## CONTACT US

STEVE HUNTER  
Head of Business Development  
D 0151 906 2481 M 07470 478 974  
E [steve.hunter@momentum.co.uk](mailto:steve.hunter@momentum.co.uk)

JONATHAN GARNER  
Business Development Consultant  
D 0151 906 2479 M 07469 392 164  
E [jonathan.garner@momentum.co.uk](mailto:jonathan.garner@momentum.co.uk)

EMMA CLIFT  
Head of Distribution Services  
D 020 7618 1806  
E [distributionservices@momentum.co.uk](mailto:distributionservices@momentum.co.uk)

## IMPORTANT INFORMATION

Fact sheet asset allocation percentages are in some cases based on the normalised (or benchmark) asset allocations of investee funds, as opposed to the actual exposures of those funds at the date of the fact sheet. This reflects the expected average allocation over time which will result from decisions to hold particular funds.

This material is confidential and is intended solely for the use of the person or persons to whom it is given or sent and may not be reproduced, copied or given, in whole or in part, to any other person. It is not an invitation to subscribe and is by way of information only. Nothing contained herein constitutes investment, legal, tax or other advice nor is it to be solely relied on in making an investment or other decision. If you are considering investing in the Momentum Sustainable Managed Portfolios clients should consult a suitably qualified and approved Financial Adviser.

Simulated past performance: Figures prior to the inception date of the Portfolio have been simulated using actual past performance of underlying holdings which are the same as, or substantially the same as, or underlie, the Sustainable Managed Portfolio 4 at inception. The performance shown represents performance of the Sustainable Managed Portfolios that are periodically restructured and rebalanced based on the impact of material, economic and market factors that influence MGIM's decision-making on asset allocation. The Sustainable Managed Portfolios are applied to client accounts by the platform provider but it may take some time for the client accounts to mirror the performance of the Sustainable Managed Portfolios. It is for this reason that client accounts may not have achieved exactly the same returns as the Sustainable Managed Portfolios. The performance of the Sustainable Managed Portfolios is based on the actual performance of the underlying funds included in the portfolios. These performance figures have not been audited by an external body. The value of investments may go down as well as up and the value will depend on fluctuations in financial markets outside MGIM's control, as a result an investor may not get back the amount invested. Past performance is not indicative of future performance and reference to a security is not a recommendation to buy or sell that security. Portfolio ratings: Defaqto is a financial information business.

This material is issued and approved by MGIM, authorised and regulated by the Financial Conduct Authority (FCA). MGIM is registered in England and Wales No. 03733094. Registered Office: The Rex Building, 62 Queen Street, London EC4R 1EB.