momentum
global investment management

Momentum Real Assets Growth & Income Fund Class A GBP

30 September 2026

This is a marketing communication for professional advisors only

Investment objective*

The portfolio aims to achieve a total return of at least 7% per annum including income of at least 3% per annum over the recommended minimum investment horizon (6 years).

The Fund will be actively managed, seeking to achieve its investment objective or gaining exposure to 'real assets' such as real estate or infrastructure related assets by primarily investing in listed companies, including Investment Trusts and Real Estate Investment Trusts (REITs), collective investment schemes and other similar schemes. This encompasses a range of asset classes and currencies in varying proportions over time, with an overall bias towards asset classes that have the potential for capital growth.

Lead portfolio managers

Richard Parfect

Gary Moglione

Fund performance

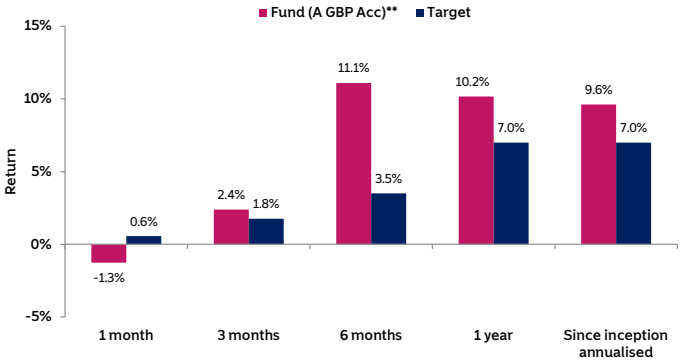

Cumulative returns

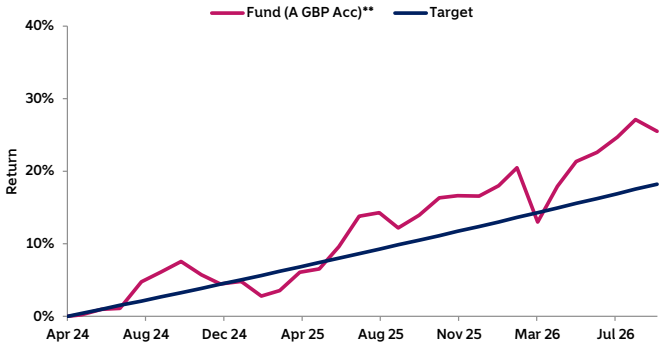

Cumulative performance (%)

	1 mth	YTD	1 yr	3 yrs	5 yrs	Since inception	Underlying portfolio yield***
Fund (A GBP Acc)**	(1.3)	7.7	10.2	-	-	25.5	5.3
Target	0.6	5.2	7.0	-	-	18.2	3.0

Discrete annual performance (%)

	Sep 25 - Sep 26	Sep 24 - Sep 25	Sep 23 - Sep 24	Sep 22 - Sep 23	Sep 21 - Sep 22
Fund (A GBP Acc)**	10.2	5.9	-	-	-

Strategy allocation

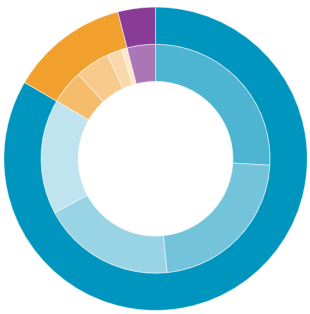

Specialist assets	**83.4%**
Infrastructure equity	25.9%
Property	22.5%
Specialist financials	18.8%
Private equity	16.2%
Defensive assets	**12.6%**
Uncorrelated strategies	4.9%
Government bonds	4.8%
Inflation-linked bonds	2.1%
Precious metals	0.8%
Cash & equivalents	**4.0%**
Cash	4.0%

Manager commentary

- September was a more challenging month for UK real assets. Government bonds weakened, with longer-dated gilts particularly soft, while UK REITs also came under pressure. Commodity markets were stronger overall, although gold fell sharply in sterling terms.
- Within specialist assets, infrastructure was the largest contributor during September. Greencoat UK Wind was among the stronger performers, while Gore Street Energy Storage Fund benefited from further progress on its revised strategy. The battery-storage company completed the sale of two Irish projects at valuations in line with their latest reported NAV, with the proceeds supporting shareholder distributions and further investment in its existing assets.
- Private equity was more mixed, with higher interest rate expectations weighing on valuations. Syncona was a notable exception, rising 8% and making a meaningful positive contribution. Its portfolio company, Beacon Therapeutics, reported positive results from a pivotal Phase II/III trial of a gene therapy for X-linked retinitis pigmentosa, an inherited retinal disease that causes progressive vision loss. The trial met its primary endpoint, representing an important milestone for the company and a potential driver of future value for Syncona.
- Property was the main area of weakness. Rising government bond yields weighed on the asset class, as higher returns available from government bonds reduced the relative appeal of property income and put pressure on valuations.
- Elsewhere, defensive assets modestly detracted. BH Macro declined over the month, while conventional UK government bonds were also weaker as gilt yields rose. Against this backdrop, we reintroduced gold into the portfolio during September, taking advantage of recent price weakness after having exited the position at higher levels earlier this year.

Platform availability

momentum
wealth international

*Important Information - All data sourced from Momentum Global Investment Management, J.P. Morgan SE - Luxembourg Branch. Past performance is not a guide to future performance. Allocations subject to change. *There can be no assurance that the Fund will achieve its investment objective. Please refer to the Prospectus for full details of the Fund, its charges, the investment objective and investment policy. **All performance data relates to Class A GBP Acc. Perfor mance figures prior to the inception date of Class A GBP Acc, 15.05.25, are simulated by adjusting the past performance of Class M GBP Acc to reflect its prevailing fees and are show n in GBP terms. Simulated performance is based on the performance of the longest track record share class since the Fund launch. ***Underlying portfolio yield is the weighted ave rage forward twelve-month yield of the underlying holdings and excludes underlying fund charges.*

Portfolio holdings

Top 20 holdings	
Sequoia Economic Infrastructure Income	5.1%
International Public Partnerships	5.0%
BH Macro	4.9%
BioPharma Credit	4.2%
Foresight Environmental Infrastructure	4.1%
3i Infrastructure	4.0%
Cash	4.0%
Molten Ventures	4.0%
Syncona	3.8%
Oakley Capital Investments	3.8%
Greencoat UK Wind	3.7%
AEW UK REIT	3.7%
Pantheon Infrastructure	3.3%
LondonMetric Property	3.2%
Primary Health Properties	3.2%
Fair Oaks Income	3.1%
Segro	3.0%
Cordiant Digital Infrastructure	3.0%
Real Estate Credit Investments	3.0%
Supermarket Income REIT	2.8%

Sources of income generation

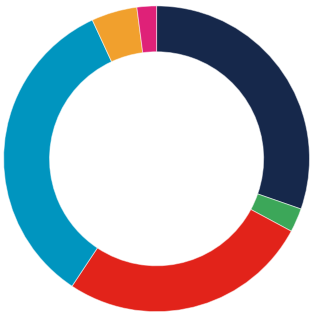

Property	30.3%
Private equity	2.5%
Specialist financials	26.5%
Infrastructure equity	33.8%
Defensive assets	4.8%
Cash & equivalents	2.1%

Key information	
Investment manager	Momentum Global Investment Management
Structure	MGF SICAV - Part I Luxembourg 2010 Law (UCITS)
Fund inception	09 April 2024
Currency	GBP
Dealing frequency	Daily
Minimum investment	USD 7,500 (GBP equivalent)
Investment horizon	6 years +
Target return	7% per annum
MGF SICAV AUM	GBP 3,153.9 million
Fund AUM	GBP 42.1 million

Share class information	*Accumulation*	*Distribution*
Share class	A GBP Acc	A GBP Dist
Share class inception	15 May 2025	*not yet launched*
Price per share (NAV) at 30.09.26	GBP 116.45	*n/a*
Income distribution	Accumulation	Income
Distribution yield (indicative)[i]	-	4.80%
Distribution frequency	-	Quarterly
ISIN	LU2767482545	LU2767481497
SEDOL	tbc	tbc
AMC	1.40%	1.40%
OCF[ii]	1.63%	*1.63% (estimated)*

[i] Yield is indicative and based on Class M GBP Dist. [ii] As at 30.06.26. The OCF (Ongoing Charges Figure) is the total expenses paid by the Fund, annualised, against its average net asset value. The OCF will fluctuate as the average net assets and costs change.

Important Information - All data sourced from Momentum Global Investment Management, J.P. Morgan SE - Luxembourg Branch. Allocations subject to change. The value of the underlying funds and the income generated from them can go down as well as up and is not guaranteed. Investors may not get back the original amount invested. The value of investments involving exposure to foreign currencies can be affected by currency exchange rate fluctuations. Past performance is not a guide to future performance. Performance is calculated on a total return basis, net of all fees.

This fund fact sheet is a marketing communication. This document does not provide all the facts needed to make an informed investment decision. Prior to investing, investors should read the Key Investor Information Document (KIID) / Key Information Document (KID) and seek professional investment advice where appropriate. KIIDs/KIDs and the Prospectus are available in English at momentum.co.uk. This financial promotion is issued by Momentum Global Investment Management Limited (MGIM), who is the Investment Manager, Promoter and Distributor for the MGF SICAV.

This Fund is a sub-fund of the MGF SICAV, which is domiciled in Luxembourg and regulated by the Commission de Surveillance du Secteur Financier. The Fund conforms to the requirements of the European UCITS Directive. Either MGIM or FundRock Management Company S.A., the Management Company, may terminate arrangements for marketing under the denotification process in the new Cross-border Distribution Directive (Directive EU) 2019/1160. MGIM is registered in England and Wales No. 03733094. Registered Office: 3 More London Riverside, London SE1 2AQ. MGIM is authorised and regulated by the Financial Conduct Authority No. 232357.